



DAV PUBLIC SCHOOL

Sherghati, Gaya Bihar Zone – A

Session -2023-24

Summer Break Home Assignment

Class – LKG






Subject English

1. Write A to H.

2. Write a to h.

Learn rhymes 'water' and 'pom, tring zoom, chhuk' .

Letter Picture Match
Match the words with the pictures.


C	
G	
A	
F	
D	

6:37 pm

Name: _____

Beginning SOUNDS

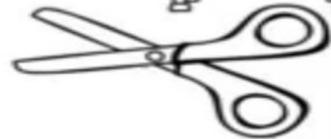
Say the word of each picture, color the beginning sound you hear. Color the picture.



b d p



b e f



t s c



v g b



b h d



s t u



c y x



e a k



s h g

Write the first letter of the given pictures.






















SPLENDID SOUNDS

Match each letter to the picture that begins with that short vowel sound.

Aa



Ee



Ii



Oo



Uu



Subject Hindi

1. अ से अः तक लिखो ।

	ओ उ न		

2.

चित्र देखकर पहला अक्षर लिखे और रंग भरो



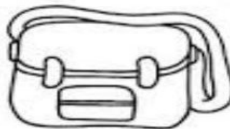




















1 स्वर – खाली स्थान में सही वर्ण भरो –

— आ, — ई, — ऊ, — ऐ — औ — अं — ।

2 व्यंजन – खाली स्थान में चित्र देखकर सही वर्ण भरो



क	—	ग	—	ङ
—	छ	—	झ	ञ
—	ठ	ड	—	ण
त	थ	—	ध	—
प	—	ब	भ	—
य	र	—	—	
ष	—	स	—	



6:23 pm

निचे दिए चित्रों को देखकर चित्र के शब्द का पहला अक्षर लिखिए:

से



से



से



से



से



से



से



से



से



से



से



से



5 मेरा परिवार और पी पी ड र र डम कविता याद करो ।

Subject Maths

1. Write counting 1 to 20.

2.

Before and After Numbers

Write the numbers that come before and after.

	8	
--	---	--

	1	
--	---	--

	5	
--	---	--

	6	
--	---	--

	7	
--	---	--

	2	
--	---	--

	4	
--	---	--

	3	
--	---	--

	9	
--	---	--

	10	
--	----	--

	12	
--	----	--

	13	
--	----	--

	14	
--	----	--

	11	
--	----	--

3

Draw a line from each number to the matching set of objects.

3



6



2



5




8




4.

Identify And Colour The Shapes



Pentagon



Hexagon



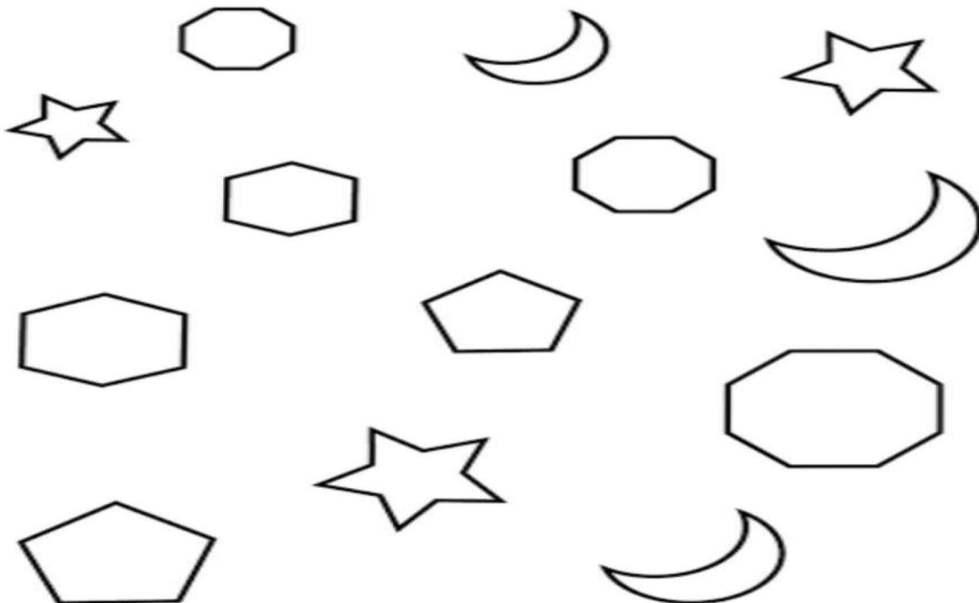
Octagon



Star















Crescent



5.

Draw Missing Picture
Look at each pattern below and draw the missing picture.

6.

Circle the incorrect number in the sequence (1-10)

3	4	8	5	6	7
1	2	7	3	4	5
4	5	9	6	7	8
6	7	5	8	9	10
3	8	4	5	6	7
3	4	9	5	6	7

7.

Circle the smallest number in each row.

3

2

5

8

2

9

1

6

7

2

3

5

2

3

1

6

1

4

3

2

3

2

1

5

2

9

7

3

